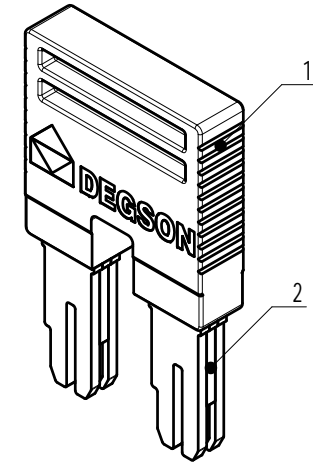
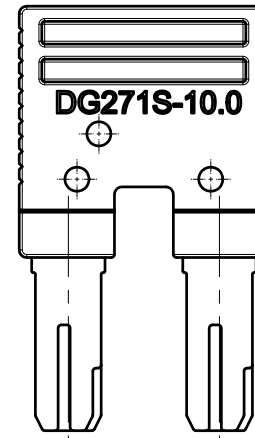
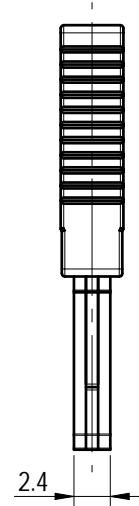
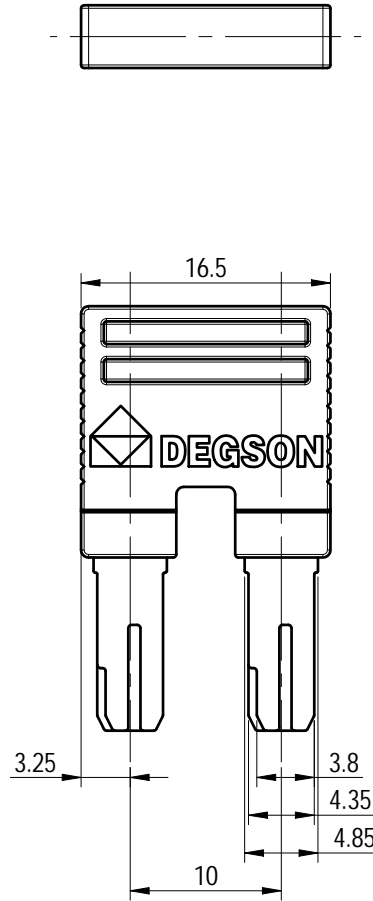
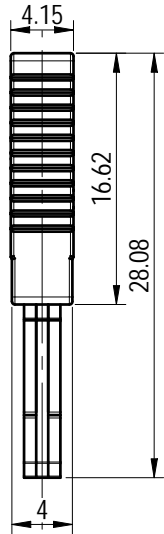


未注公差/General tolerances (mm)													0.1/10	
0 ~ 3	>3 ~ 6	>6 ~ 10	>10 ~ 18	>18 ~ 30	>30 ~ 50	>50 ~ 80	>80 ~ 120	>120 ~ 180	>180 ~ 250	>250 ~ 315	>315 ~ 400	>400 ~ 500		>500
±0.12	±0.18	±0.22	±0.26	±0.31	±0.37	±0.57	±0.80	±0.93	±1.05	±1.15	±1.60	±2.20	±2.50	±2'

Transfer or duplication of this document as well as the utilization or communication of its contents are prohibited unless explicit authorization is granted. Violations will be liable for compensation. All rights reserved for patent, utility model or design registrations. 除专利等明确授权外, 否则禁止再出、复制、引用、交流等文件的行为。 未经授权擅自复制或传播文件的行为, 公司将保留追究法律责任的权利。



2	Current_carrier-riveted	Copper alloy	Sn_plated
1	Housing	PA66	UL94V-0
ITEM	NAME OF PART	MATERIAL	NOTES
间距/Pitch(mm)/线数范围/Poles			10.0/N=02P
使用温度范围/Operating temperature(°C)			-40~+105
符合RoHS环保要求/Conform to RoHS			Yes

		MATERIAL:	SURFACE/COLOR:		
		MAT NO./REV:	MAT STATUS: 小批量		
APPD: 龚耀志	2025.12.19	NAME			
CHKD: 唐本恒	2025.12.19	DG271S-10.0-02P-1Y-00Z(H)-Plug in bridge			
DRFT: 唐本恒	2025.12.19	DRAWING NO.	TYPE	DRAWING STATUS	SCALE
A4		200067457	CUSTOMER DRAWING	已发布	2:1
					SHEET 1/1

02			唐本恒	2025.12.19
REV	ECN	DESCRIPTION	DRFT	DATE