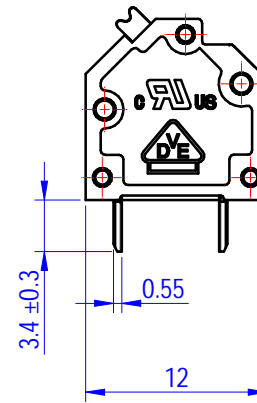
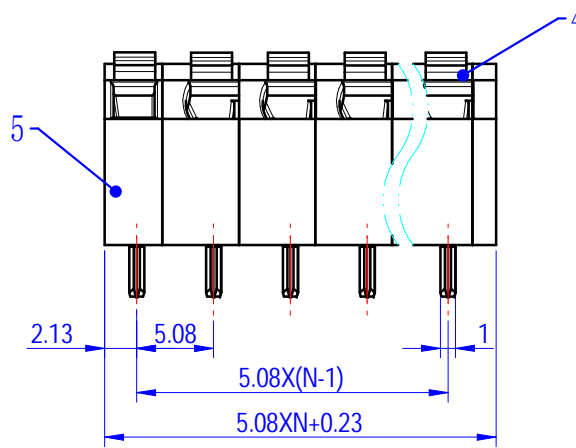
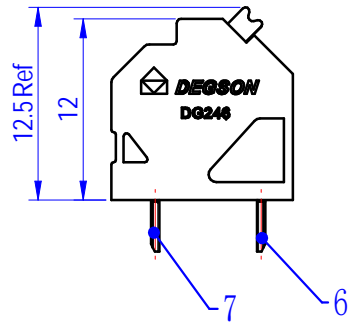
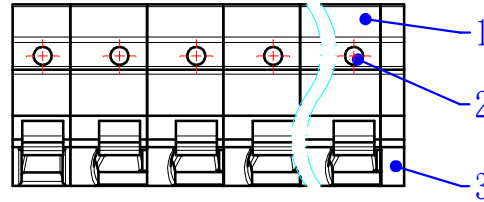
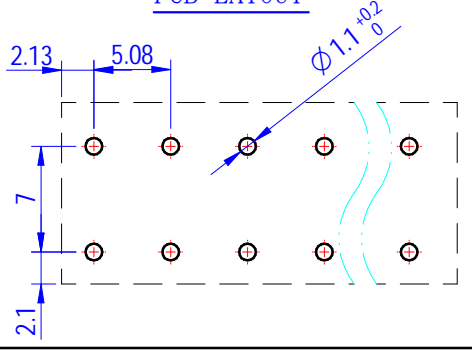


PCB LAYOUT



公差/General tolerances (mm)													0.1/10 ±2'	
0 ~ 3	>3 ~ 6	>6 ~ 10	>10 ~ 18	>18 ~ 30	>30 ~ 50	>50 ~ 80	>80 ~ 120	>120 ~ 180	>180 ~ 250	>250 ~ 315	>315 ~ 400	>400 ~ 500		>500
±0.12	±0.18	±0.22	±0.26	±0.31	±0.37	±0.57	±0.80	±0.93	±1.05	±1.15	±1.60	±2.20	±2.50	

ITEM	NAME OF PART	MATERIAL	NOTES
7	Bank Pin Header	Copper alloy	Sn Plated
6	Front Pin Header	Copper alloy	Sn Plated
5	Sid Housing	PA66	UL94V-0
4	Button	POM	UL94HB
3	Cover	PA66	UL94V-0
2	Spring	Stainless steel	/
1	Mid Housing	PA66	UL94V-0

UL 标准/UL Standard:	B	C	D
额定电压/电流/Rated Voltage(V)/Current(A)	300/10	/	300/10
IEC 标准/IEC Standard:			
过压类别/Overtoltage Category/污染等级/Pollution Degree	III/3	III/2	II/2
额定电压/电流/Rated Voltage(V)/Current(A)	250/9	320/9	630/9
额定脉冲电压(KV)/Rate Impulse Voltage(KV)	2.5	2.5	2.5
线径范围(硬线和软线)/Wire Range(rigid and flexible)(AWG/mm <sup>2</sup> )	0.2~ 1.5/26~ 16		
间距/Pitch(mm)/线数范围/Poles	5.08/N# 02~ 24P		
剥线长度/Stripping length (mm)	10		
使用温度范围/Operating temperature(°C)	-40~ +105		
符合RoHS环保要求/Conform to RoHS	Yes		

		MATERIAL:	SURFACE/COLOR:		
APPD: 兰春华 2023.11.13		MAT NO./REV:	/ 00 MAT STATUS: 批量		
CHKD: 张玉华 2023.11.10		NAME			
DRFT: 申玉堂 2023.11.10		DG246-5.08-XXP-1Y-00A&Z(H)			
DRAWING NO.	TYPE	DRAWING STATUS	SCALE	SHEET	
200031789	CUSTOMER DRAWING	已发布	2:1	1/1	

REV	ECN	DESCRIPTION	DRFT	DATE
01		1X Add VDE certification mark	申玉堂	2023.11.10

Transfer or duplication of this document as well as the utilization or communication of its contents are prohibited unless authorized in general. Violations will be liable for compensation. All rights reserved for patent, utility model or design registrations. 除专利、实用新型、外观设计注册外，未经许可，禁止以任何形式复制或传播本文件内容。任何侵权行为均须承担法律责任。所有权利均保留给权利人。