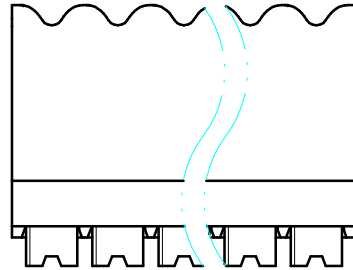
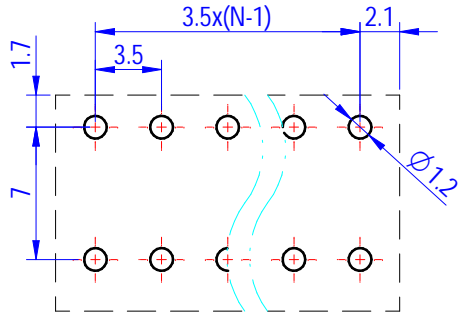
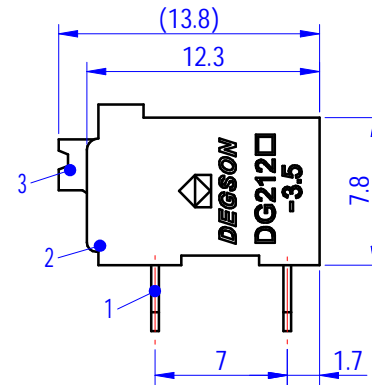
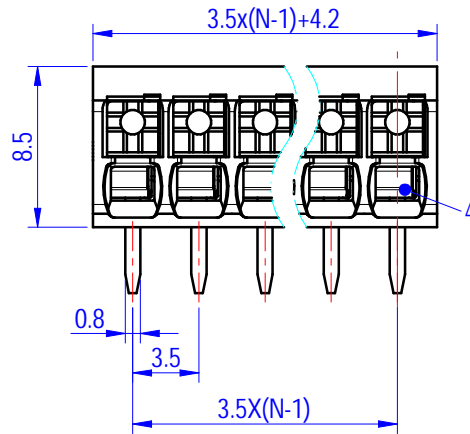
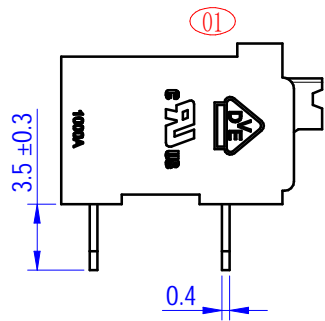
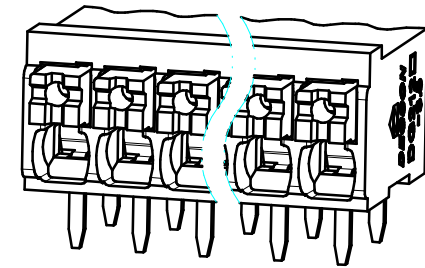


PCB LAYOUT



未注公差/General tolerances(mm)												0.1/10		
0 ~ 3	>3 ~ 6	>6 ~ 10	>10 ~ 18	>18 ~ 30	>30 ~ 50	>50 ~ 80	>80 ~ 120	>120 ~ 180	>180 ~ 250	>250 ~ 315	>315 ~ 400		>400 ~ 500	>500
±0.12	±0.18	±0.22	±0.26	±0.31	±0.37	±0.57	±0.80	±0.93	±1.05	±1.15	±1.60	±2.20	±2.50	±2'

Please refer to the 3D model, for those unmarked dimensions



ITEM	NAME OF PART	MATERIAL	NOTES
4	Spring	Stainless steel	/
3	Button	PA66+GF	UL94V-0
2	Housing	PA10T	UL94V-0
1	Pin header	Copper alloy	Sn plated

UL 标准/UL Standard:	B	C	D
额定电压/电流/Rated Voltage(V)/Current(A)	300/12	/	300/10
IEC 标准/IEC Standard:			
过压类别/Overvoltage Category/污染等级/Pollution Degree	III/3	III/2	II/2
额定电压/电流/Rated Voltage(V)/Current(A)	200/17.5	200/17.5	320/17.5
额定脉冲电压(KV)/Rate Impulse Voltage(KV)	2.5	2.5	2.5
线径范围(硬线和软线)/Wire Range(rigid and flexible)(AWG/mm <sup>2</sup> )	28~14/ 0.2~1.5		
间距/Pitch(mm)/线数范围/Poles	3.5/N=02~20P		
剥线长度/Stripping length(mm)	8~9		
使用温度范围/Operating temperature(°C)	-40~+130		
符合 RoHS 环保要求/Conform to RoHS	Yes		

**DEGSON**

APPD: 兰春华 2023.07.13  
 CHKD: 张玉华 2023.07.13  
 DRFT: 陈迪辉 2023.07.13

MATERIAL:	SURFACE/COLOR:		
MAT NO./REV:	MAT STATUS: 批量		
NAME			
DG212R-THR-3.5-XXP-1Y-1000A&Z(H)			

01		1x Add VDE certification mark	陈迪辉	2023.07.13
REV	ECN	DESCRIPTION	DRFT	DATE

DRAWING NO.	TYPE	DRAWING STATUS	SCALE	SHEET
200049758	CUSTOMER DRAWING	已发布	2:1	1/1

Transfer or duplication of this document as well as the utilization or communication of its contents are prohibited unless authorized by DEGSON. All rights reserved for patent, utility model or design registrations. 非经书面明确授权, 否则禁止转让、复制、利用、交流本文件的内容, 否则将依法追究。本公司保留对涉及发明、实用新型和外观设计的所有权利。